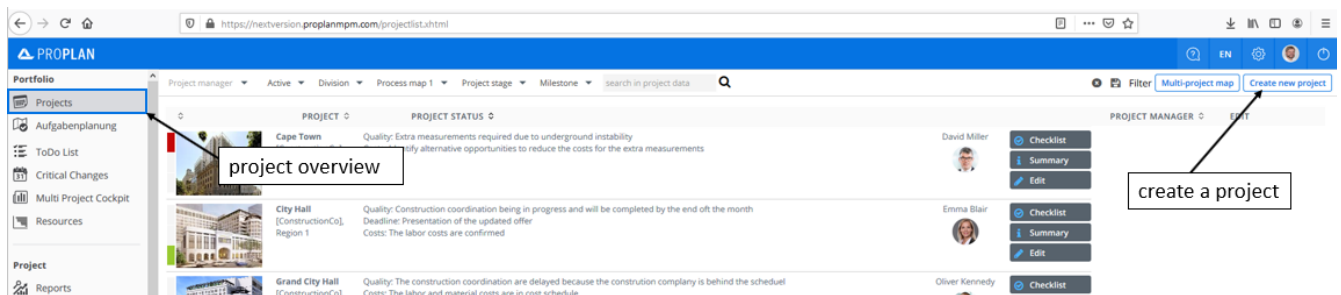


Create a project

- PROPLAN configuration
- Create a project
- Work with projects
- Administration
- Access rights
- Project vertices

Overview "Projects"

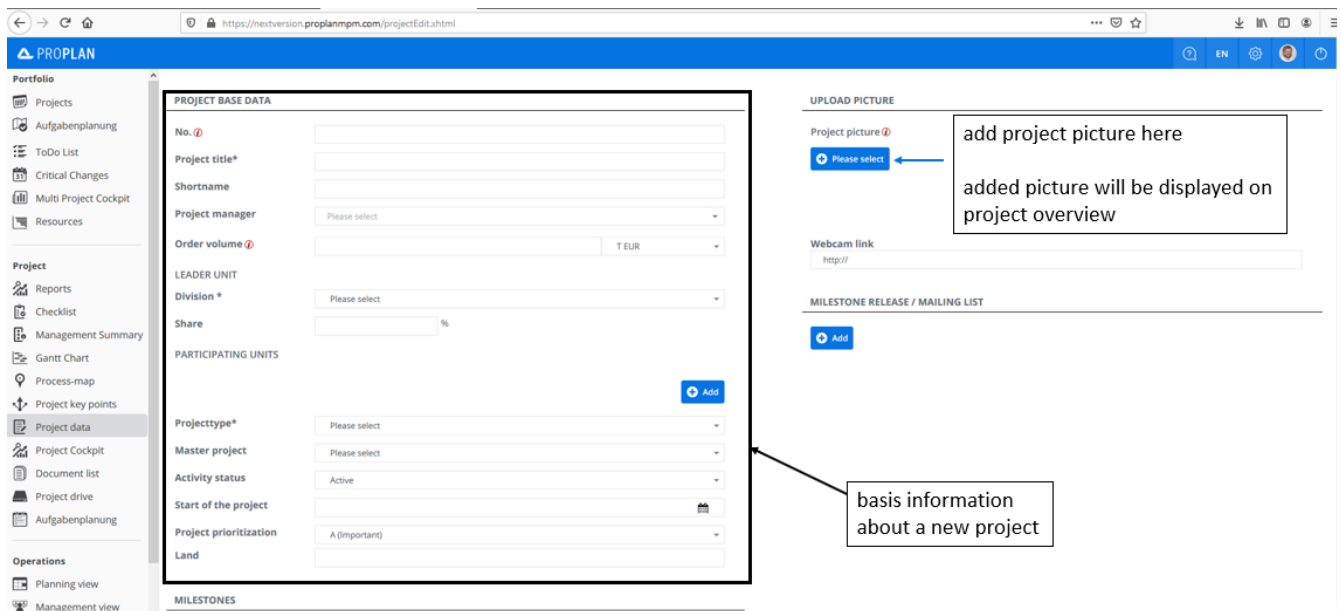
After signup, the user will be directed to an overview page. This page displays all active projects that are in the database. All projects are sorted by the overall project status. This view allows you to select a specific project by clicking on the project name. To create a new project you just have to click the "New Project" button. You can also use different types of filters in this view.



PROPLAN-Admin and Projectmanager+ have the facility to create a project.

The creation of projects takes place from the header "Projects". The most important information about the project will be entered here.

Once the mandatory fields have been specified, the project has been saved and set to active, it can be found in the project list.




Select your project team

The selection of a project team is also possible in the "project header". Here the roles can be added to different people. (e. g. production manager)

The screenshot shows the PROPLAN web application interface. On the left is a sidebar with navigation options: Portfolio (Projects, Aufgabenplanung, ToDo List, Critical Changes, Multi Project Cockpit, Resources), Project (Reports, Checklist, Management Summary, Gantt Chart, Process-map, Project key points, Project data, Project Cockpit, Document list, Project drive, Aufgabenplanung), and Operations. The main content area is titled 'PROJECT TEAM' and contains a table with the following columns: ROLE, NAME, PARTICIPATION IN TEAM MEETINGS (TEAM MEMBER), WRITE PRIVILEGE, and LIMITED WRITE PRIVILEGE. The table lists various roles and their assigned team members. A callout box with an arrow points to the 'Acquisition leader' row, indicating the selection of a project team.

ROLE	NAME	PARTICIPATION IN TEAM MEETINGS (TEAM MEMBER)	WRITE PRIVILEGE	LIMITED WRITE PRIVILEGE
Acquisition leader	Dash, William	Not provided	<input checked="" type="checkbox"/>	<input type="checkbox"/>
Agency head	Emma Blair	Not provided	<input checked="" type="checkbox"/>	<input type="checkbox"/>
Cost planner	Michael, Roger	Not provided	<input checked="" type="checkbox"/>	<input type="checkbox"/>
Construction manager	Dash, William	Not provided	<input checked="" type="checkbox"/>	<input type="checkbox"/>
Procurement	Rosh, Steven	Not provided	<input checked="" type="checkbox"/>	<input type="checkbox"/>
Controlling	Thomas Jackson	Not provided	<input checked="" type="checkbox"/>	<input type="checkbox"/>
Head business unit	David Miller	Not provided	<input checked="" type="checkbox"/>	<input type="checkbox"/>
Project manager	Rosh, Steven	Not provided	<input checked="" type="checkbox"/>	<input type="checkbox"/>
Legal service	David Miller	Not provided	<input checked="" type="checkbox"/>	<input type="checkbox"/>
Project assistant	David Miller	Not provided	<input checked="" type="checkbox"/>	<input type="checkbox"/>
Specialist of sustainability	Smith, John	Not provided	<input checked="" type="checkbox"/>	<input type="checkbox"/>
Externer Bauleiter	Degel Bauwesen	Not provided	<input type="checkbox"/>	<input type="checkbox"/>
Safety representative	Rosh, Steven	Not provided	<input checked="" type="checkbox"/>	<input type="checkbox"/>
Head of department	David Miller	Not provided	<input checked="" type="checkbox"/>	<input type="checkbox"/>
Risk management	Dash, William	Not provided	<input checked="" type="checkbox"/>	<input type="checkbox"/>
Regional director	Emma Blair	Not provided	<input checked="" type="checkbox"/>	<input type="checkbox"/>
Construction manager 2	Rosh, Steven	Not provided	<input checked="" type="checkbox"/>	<input type="checkbox"/>

Project Milestones


Cape Town

Portfolio

- 📁 Projects
- 📅 Aufgabenplanung
- 📋 ToDo List
- 📅 Critical Changes
- 📊 Multi Project Cockpit
- 📄 Resources

Project

- 📊 Reports
- 📋 Checklist
- 📄 Management Summary
- 📅 Gantt Chart
- 📍 Process-map
- 📌 Project key points
- 📄 Project data
- 📊 Project Cockpit
- 📄 Document list
- 📁 Project drive
- 📅 Aufgabenplanung

Operations

- 📄 ...

⏪

Create Jira project

MILESTONES

Project selection ⓘ	02.08.2017	
		📅
Assignment start	28.09.2018	
		📅
Tender preparation	14.12.2019	
		📅
Tender approval	05.02.2021	
		📅
Approval start of construction	21.08.2021	
		📅
Construction delivery	30.12.2023	
		📅
Project completion	19.04.2025	
		📅
Completion of the guarantee	18.04.2026	
		📅

PROJECT TEAM

ROLE	NAME	PARTICIPATION IN TEAM MEETINGS (TEAM MEMBER)	WRITE PRIVILEGE	LIMITED WRITE PRIVILEGE
------	------	--	-----------------	-------------------------